

Kühlart / Cooling method	Belastbarkeit / Rating [A] 100% (10 Min.) Mix [M21] CO2	Absaugleistung / Extraction capacity [Nm³/h]	Differenzdruck / Differential pressure [Pa]
Wasser / water	400	400	40

Typ / Type	Draht-Ø / Wire diam. [mm]	Anschluss / Connector	Biegung / Bend	Art. Nummer / Part no.
TBi 7W E2	1.0 - 1.6	Euro	50°	274P4X25_0*

Düsenstock / Tip holder

▶ M8 / L=25 mm	342P008033
M8 / L=25 mm, CuCrZr	342P008171
M8 / L=29 mm	342P008133
M6 / L=29 mm	342P006033
M6 / L=29 mm	342P006133


Gasverteiler / Gas diffusers

▶ Schwarz / Black	130P002026
Keramik / Ceramic	130P002019
Braun / Brown	130P002031

Stromdüsen / Contact tips

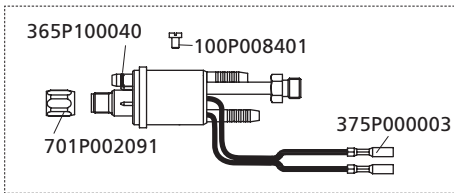
▶ M8x30, ECu	340P__1262*
M8x30, CuCrZr	340P__3262*
M8x30, Alu, ECu	341P__1262*
M6x28, ECu	340P__1069*
M6x28, CuCrZr	340P__3069*
M6x28, Alu, ECu	341P__1069*

Gasdüsen / Gas nozzles

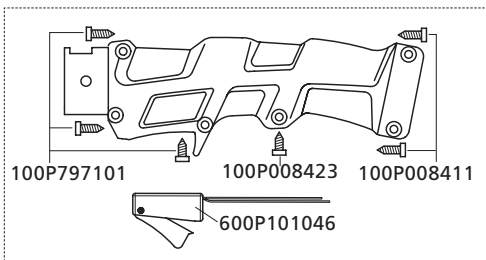


NW 19  
345P021171

ESW kpl. / ESW cpl.  
701P101006

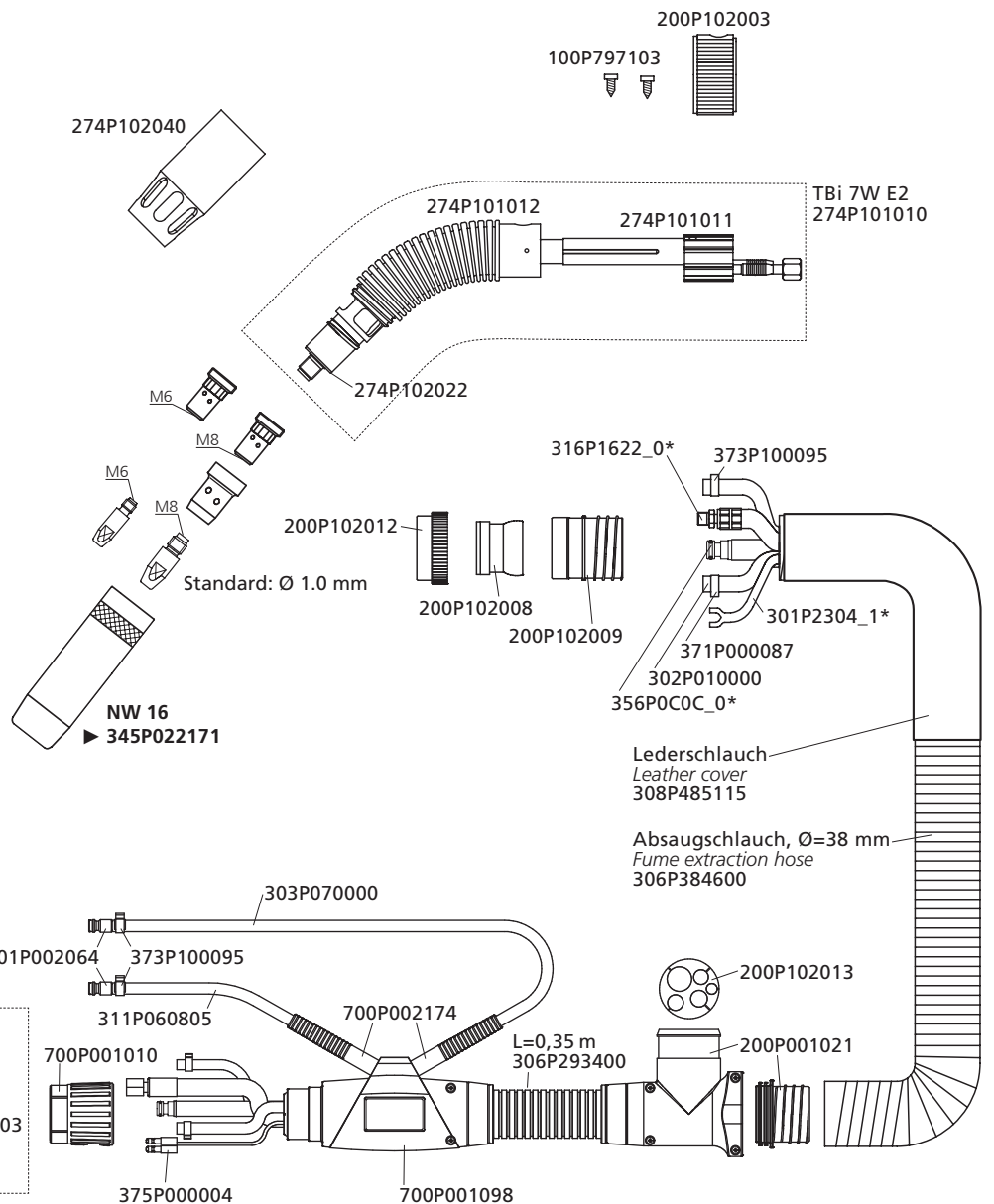


Griffschale kpl. / Handle cpl. kit  
380P200606



▶ Standard / Standard

\*Bitte an Leerstelle entsprechende Angaben für Brennerlänge oder Drahtdurchmesser einsetzen, z.B. 08 für 0.8 mm oder 3 für 3 m.  
At the blank, please insert suitable information for torch length or wire diameter, e.g. 08 for 0.8 mm or 3 for 3 m.



Drahtführungen / Wire guides	m	Ø 0.8 - 1.0	Ø 1.0 - 1.2	Ø 1.2 - 1.6
Drahtführungsspirale für Stahldraht Liner for steel wire			blank / not insul.	blank / not insul.
	3	—	▶ 322P204534	322P254534
	4	—	▶ 322P204544	322P254544
	5	—	▶ 322P204554	322P254554
PTFE-Seele für Alu- und Edelstahldraht PTFE liner for alu- and stainless steel wire			rot / red	gelb / yellow
	3	—	326P204035	326P274735
	4	—	326P204045	326P274745
	5	—	326P204055	326P274755
PA-Seele mit Bronzespirale für Aludraht PA liner with bronze liner for alu wire		anthrazit / anthracite		anthr. / anthracite
	3	328P20403A	—	328P23473A
	4	328P20404A	—	328P23474A
	5	328P20405A	—	328P23475A